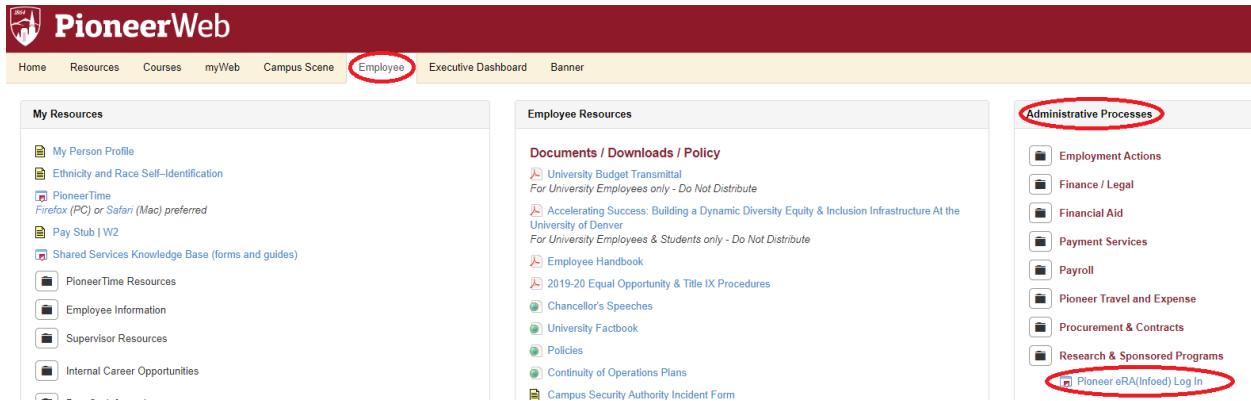
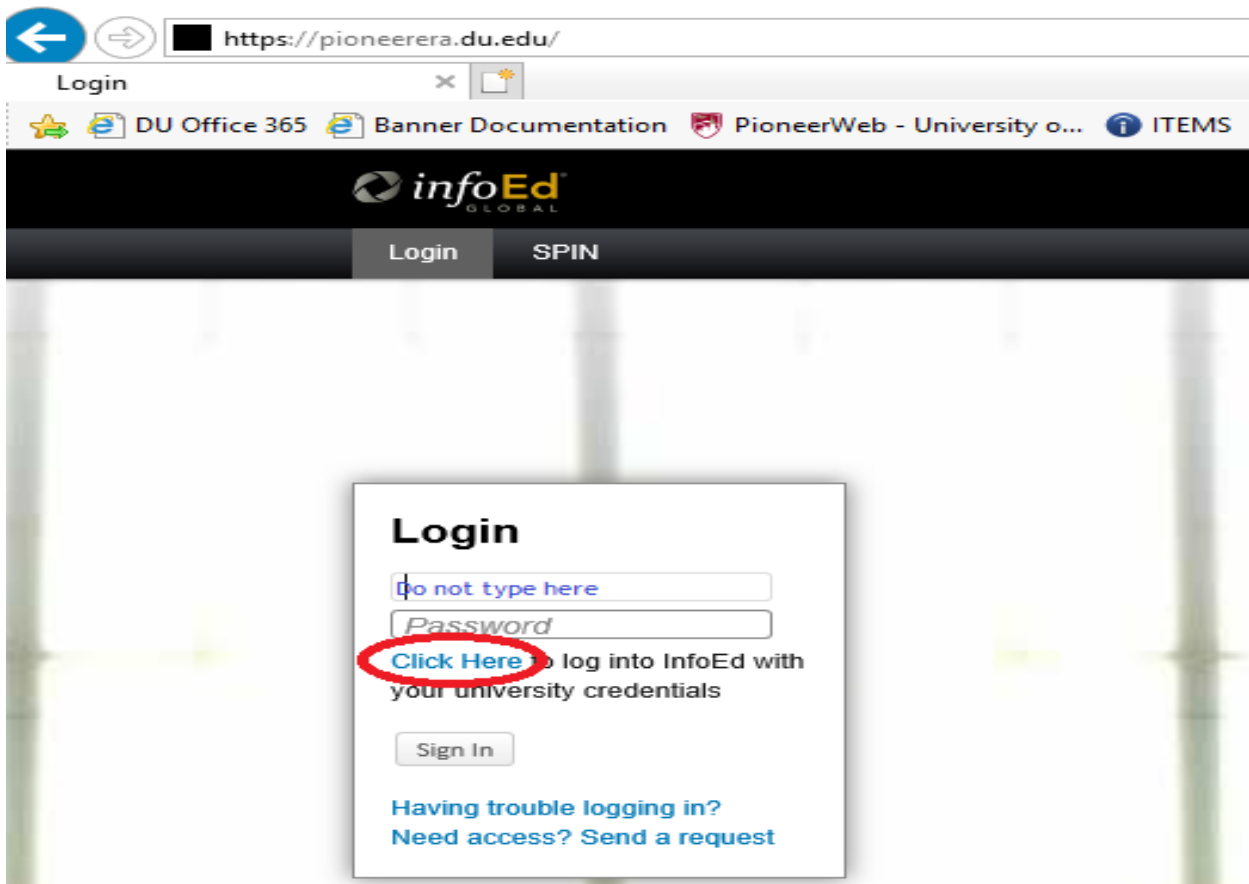


Logging in to Pioneer eRA

Step 1: Log into PioneerWeb and navigate through Employee -> Administrative Processes -> Research & Sponsored Programs. Click on the 'Pioneer eRA(Infoed) Log In' link. You should be directed to Pioneer eRA's login page.




Step 2: In the Pioneer eRA login page, click “[Click Here](#) to log into InfoEd with your university credentials.” You should be redirected to a DU login page.



Step 3: Enter your DU email and PioneerWeb password. Click login.

← → ↻ 🏠 mamiwata.du.edu/idp/profile/SAML2/Redirect/SSO?execution=e1s1

📱 Apps 🏠 PioneerWeb - Univ... Infoed DEV Infoed PROD 🏠 ibanner 📄 O365 🏠 DUSupport

 UNIVERSITY of DENVER

DU email (first.lastname@du.edu)

Password (your PioneerWeb password)

> Forgot your password?

> Need Help?

Login

You are attempting to access the following service: **pioneerera.du.edu**

Step 4: You should be redirected to the home screen of Pioneer eRA. (Note: You should not have anything listed under 'Things to do' at this point.)

Home My Profile Locate My Records Locate Records Calendar Messages Things to Do Quick Find 🔍

Sponsored Projects ▶
Award Tracking ▶
SPIN

Things to do Show Incomplete Display Options/Sorting

No Records/Items need your attention

Portal Configurations ⚙️